

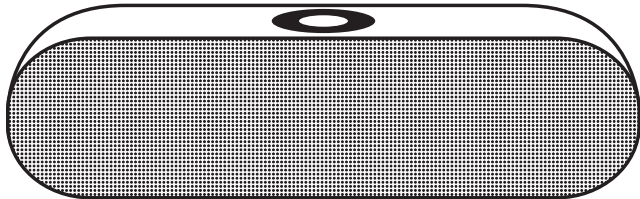


MediaRange

PORTABLE BLUETOOTH® SPEAKER
STEREO AUDIO SYSTEM



GB User manual, Operating- and safety instructions, Warranty conditions

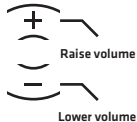


Item no.: MR734

GB Getting started and operation



Play | Pause;
Playback mode;
Answer phone calls;
automatic FM tuner channel search



- Select the requested playback mode by keep this button pushed:
1. Bluetooth mode; 2. Music playback via memory card; 3. Music playback via USB flash drive; 4. FM tuner; 5. Music playback via AUX.
- Resume or stop streaming music with the „Play | Pause“ button; Bluetooth mode: Answer phone calls by using the „Play | Pause“ button; FM-mode: Start and stop the automatic FM tuner channel search with the „Play | Pause“ button.

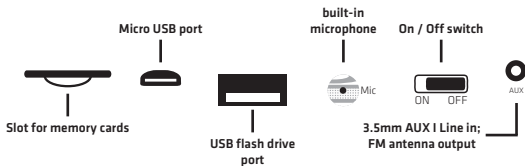
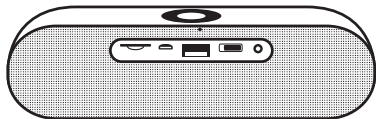


- Switch to the next or previous title with the buttons „Back“ and „Forth“;
Use the buttons in the FM-mode to select and adjust manually the frequency of the radio station.



- Keep the „-“ button pushed to lower the volume. Keep the „+“ button pushed to raise the volume.

GB Getting started and operation



Slot for memory cards and USB flash drives: The device is supporting micro SD, micro SDHC and micro SDXC memory cards. Insert a memory card, with the contacts up, into the slot. The card will be latched inside the slot and you will hear a „click“.



AUX

3.5mm AUX I Line in for music playback via connected devices;
FM antenna output: Use the 3.5mm AUX cable as antenna while using the FM tuner mode



Mic

Built-in microphone for hands-free function

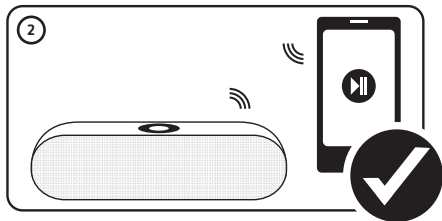
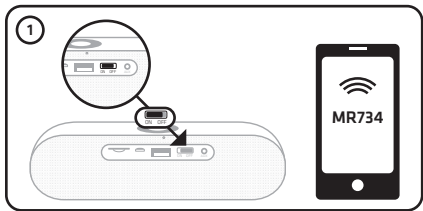


ON OFF

On and off switch. Slide the switch to the left to turn on the speaker. Slide the switch to the right again to turn off the device.



Micro USB port for charging the device.

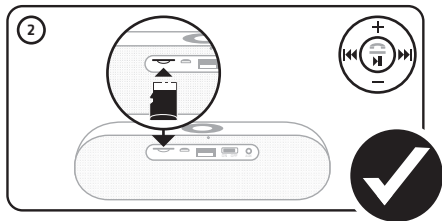
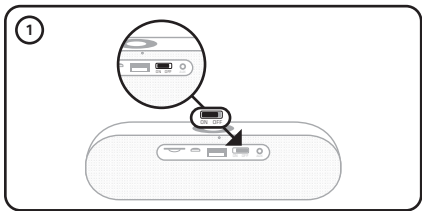


1. Turn on the speaker. It starts in the Bluetooth mode and searches immediately previous Bluetooth settings. If there is no connection, it searches for new Bluetooth devices.

2. Turn on your device and be sure Bluetooth is activated to pair it with the speaker. The speakers Bluetooth name is „MR734“. As soon as your device has been connected successfully, you are able to stream your music. You can use your connected device or the navigation pannel on the speaker for music control.

Note: Each device need to be paired once with the speaker. The speaker is searching immediately previous Bluetooth settings in future and devices will be paired automatically.

GB Playback mode | Memory card slot

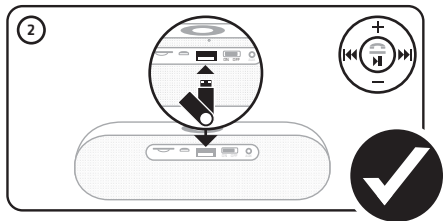
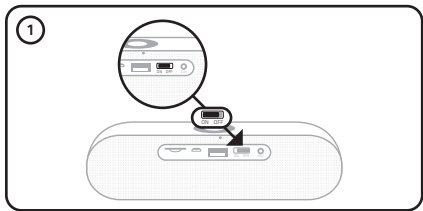


1. Turn on the speaker and insert a memory card, with the contacts up, into the memory card slot. The slot will latch the card and you will hear a „click“ if it is inserted correctly.

2. The memory card will be detected automatically and the speaker starts to playback your music. Use the navigation pannel for music control. Push the memory card carefully to remove the card from the slot again.

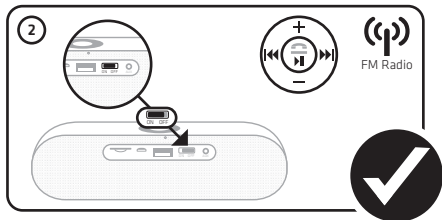
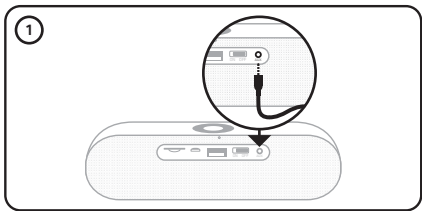
Note: If the speaker will be turned off or if you switch the playback mode, the speaker will memory the last played title and starts to playback this title if you select the playback mode again.

GB Playback mode I USB flash drive



1. Turn on the speaker and connect an USB flash drive into the USB port of the speaker.
2. The USB flash drive will be detected automatically and the speaker starts to playback your music. Use the navigation pannel for music control.

Note: If the speaker will be turned off or if you switch the playback mode, the speaker will memory the last played title and starts to playback this title if you select the playback mode again.

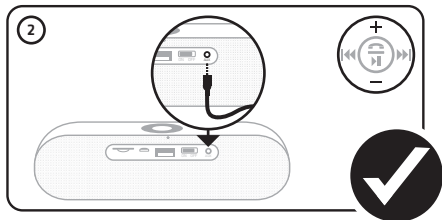
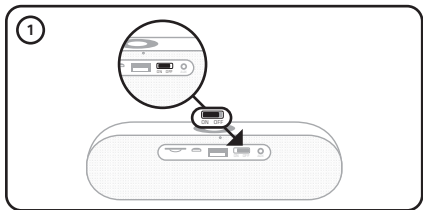


1. Plug in the 3.5mm AUX cable and turn on the speaker. Keep the „Play I Pause“ button pushed once to switch to the FM tuner mode.

2. Start and stop the automatic FM tuner channel search by pushing the „Play I Pause“ button. To adjust or search a radio station manually, use the buttons „Back“ and „Forth“.

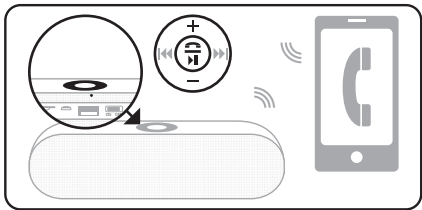
Note: For using the FM tuner mode, the AUX cable need to be connected as antenna. If the speaker will be turned off or if you switch the playback mode, the speaker will save the last selected radio station. As soon as you turn on the device and switch to the FM mode again, the speaker will resume streaming the last radio station. There is no need to start the automatic FM tuner channel search again.

GB Playback mode | 3.5mm AUX line in



1. Turn on the speaker and plug in the 3.5mm AUX cable. The speaker will switch automatically to the AUX playback mode.
2. Connect your device by using the AUX cable to the speaker and start to stream your music. Use the music player of your device for music control. The volume can be lowered and raised by the navigation pannel of the speaker and/or the connected device.

GB Explanation: Hands-free function



Push the button to answer incoming calls



Push the button during a call to redirect the call to your paired device.

Connect your smartphone or tablet via Bluetooth with the speaker in order to use the hands-free function. Therefore please switch to the Bluetooth mode:

- To answer a call, simply press the "Play | Pause" button.
- Push the "Play | Pause" button during a call to redirect the call from the speaker to your device. Push the button again to redirect the call back to the speaker in order to use the hands-free function.

GB Explanation: LED indicator lights and acoustic signals

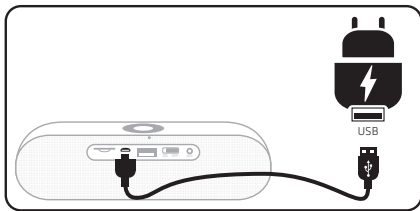
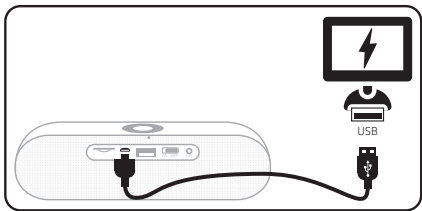
Explanation of LED indicator lights:

- LED indicator is flashing rapidly: The speaker is running in the Bluetooth-mode and is searching for previous Bluetooth settings; The speaker is ready for getting paired to a device; The connected device is out of range.
- LED indicator is flashing: The speaker is streaming music via Bluetooth, memory card, USB flash drive, AUX line in or FM tuner.
- LED charging indicator is red: The indicator is red when speaker is charging; It turns off when the speaker is fully charged

Explanation of acoustic signals:

- Switching the playback mode: You will hear an acoustic signal when the playback mode will be changed.
- Maximum volume level reached: If the maximum volume level is reached, you will hear an acoustic signal.
- Low battery warning: If the speaker's battery is almost empty you will hear an acoustic warning signal.

GB Explanation: Charging the speaker



- Plug the charging cable into the micro USB port of the speaker and connect it to a bus-powered USB port on your computer.
- Plug the charging cable into the micro USB port of the speaker and connect it with an external power supply with USB port.

When the speaker is charging the indicator is red. Once the speaker is fully charged, the LED indicator turns off.

Note: Turn off the speaker while charging to speed up charging time.

Warranty

MediaRange GmbH assumes no liability and provides no warranty for damage resulting from improper installation/mounting, improper use of the product or from failure to observe the operating and/or safety instructions.

Support service

If you have any questions about our products, please contact MediaRange Support Service:

Tel.: +49 (0) 6196 523 81 80 or by E-Mail info@mediarange.de

Package contents

- MediaRange Portable Bluetooth® speaker, Micro USB to USB charging cable, User manual German and English

Intended use

This portable speaker is meant solely for the purpose of music playback with devices like smartphones, tablet computers, MP3 players, computers, etc. Any other use is considered an unintended use and may lead to damages and injuries. Claims of any type resulting from unintended use are ruled out.

GB Operation- and safety instructions

- Do not insert any objects into the speaker which are not designed for its use.
- Do not use this device in damp environments and do not expose the speaker or any of its supplied parts with water or other liquids.
- Avoid direct sunlight and do not use this device in the immediate vicinity of heaters or other heat sources.
- Do not use the device in extremely cold, hot, humid or dusty areas.
- Avoid contact with open flame: Risk of explosion!
- Do not drop this device or handle roughly and protect the device against shock and drops in all operating modes.
- This device is sensitive to electrostatic discharge: Please protect the device against any possible electrostatic discharge.
- Do not open the device.
- Operate the device at 0 to 40 degree Celsius at max. 90% relative humidity.
- If you do not use the speaker for long periods of time, turn off the device and store it at a temperature range of -10 to 45 degree Celsius at max. 90% relative humidity (for short period) and charge the device every three month to protect the performance of the battery.
- Obstructions, such as walls, may influence the speakers transmitting range. To ensure a good connection, we suggest to avoid such obstructions as good as possible and/or lower the distance during use.
- Do not use the speaker if there is visible damage or in case it is wet.

GB Disposal of used electronic equipment and Disposal of old batteries

Disposal of used electronic equipment

This device is subjected to the European Directive 2012/19/EG. All electrical devices and used electrical equipment must be disposed of separately from household waste over the appropriate government agencies. Proper disposal of old electronic equipment helps avoid environmental damage.

Disposal of old batteries

This device is subjected to the European Directive 2006/66/EG. All the old batteries must be disposed separated from household garbage through the government agencies designated for that purpose. By disposing the batteries in this prescribed manner, you can avoid environmental damages.

GB Technical specification

Model	MediaRange Portable Bluetooth® speaker, item no.: MR734
Battery	Integrated Lithium-ion battery, 1.200mAh Charging time: ~ 4.5 hours
Operation time	Music playback: 4.5 ~ 6 hours; Stand-by: ~ 60 hours
Operating current	3.7V - 4.2V 0.2A - 0.6A
Power input	Micro USB port; 5V - 0.4A; rechargeable via USB port or external power supply
Buttons	5-button navigation pannel for music control; On/Off switch
Speaker	Stereo audio system; 2x 3W speaker output; 150Hz-20KHz frequency range
Size; Weight	190 x 55 x 60mm; approx. 385g

Playback modes and specifications

- Bluetooth® (Version 3.0) up to 10m transmitting distance
- Hands-free function via built-in microphone
- Supports Micro SD®, Micro SDHC® and Micro SDXC® memory cards
- FM tuner; 3.5mm AUX | Line in

Technical specification may be revised without prior notice.

GB Warranty conditions

The warranty only covers material and production defects. The free warranty service covers the repair or replacement of defective parts.

All MediaRange products are subject to constant quality inspections and the legal warranty period applies, of course, from the date of purchase. Please be sure therefore to save the sales receipt as proof of purchase.

Please understand that we cannot render any warranty services, e.g. in case of:

- Misuse or improper handling, installation or use
- Disregarding of the operating and safety instructions
- Damages, scratches or wear
- Modifications, manipulation or repairs by third parties
- Damages through force majeure or transport

In case of a claim, please proceed as follows:

- Only returns accompanied with all accessories and sales receipt are accepted.
- Contact the MediaRange Support service by e-mail or via our service hotline.
- Please make sure that the package is packed safe for transport.
- Please stamp the package and send it to:

MediaRange GmbH, Zum Quellenpark 29, D-65812 Bad Soden a.Ts.

GB Important notes

Please note that any warranty claim shall expire if the housing of the speaker has been opened. This product is not meant for a commercial use or for medical and special applications, where the failure of the product may cause injuries, death or significant material damages. The warranty only covers the replacement of this MediaRange product.

The warranty is not applicable for normal wear & tear resulting from erroneous, improper use of the device, negligence, accident or incompatibility. There are no warranty claims if the user manual is not followed and if the device is damaged through improper use or defects caused by other devices. There are no warranty claims if the product is exposed to shocks, electrostatic discharges, heat or humidity effects beyond the product specifications. MediaRange is not liable for any collateral damages or consequential losses, for violation of warranty conditions or any other losses irrespective of the cause. MediaRange GmbH is not liable for the loss of data in units sent to us.

To improve products performance, the content of this user manual may be revised without prior notice.

All brands and product names referenced in this user manual are property of their respective owners and referred to for descriptive purposes only.

MADE IN CHINA



MediaRange GmbH
D-65812 Bad Soden a.Ts.
www.mediarange.de